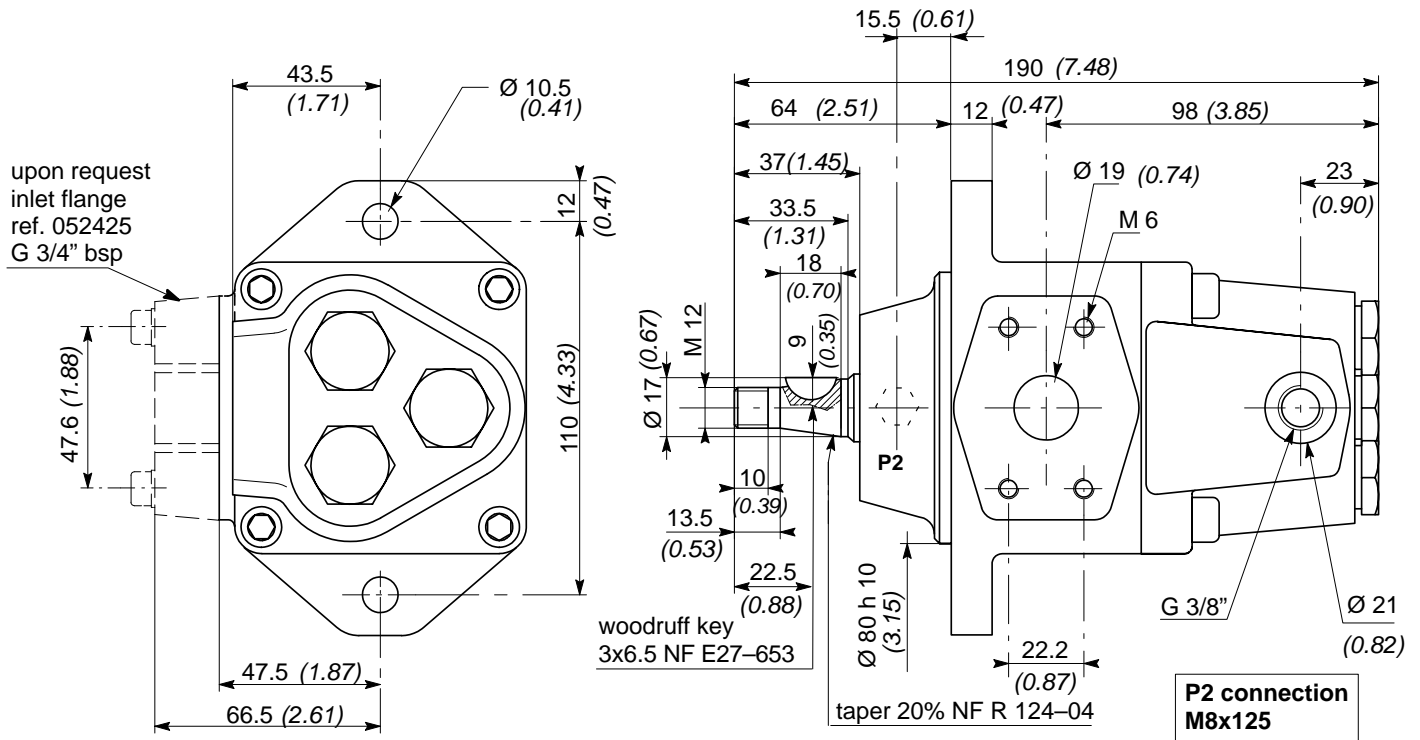


INDUSTRIAL FIXED DISPLACEMENT PUMP

B 07

7 cm³/rev (0.43 cu.in.)
200 bar (2900 PSI)
3500 rpm



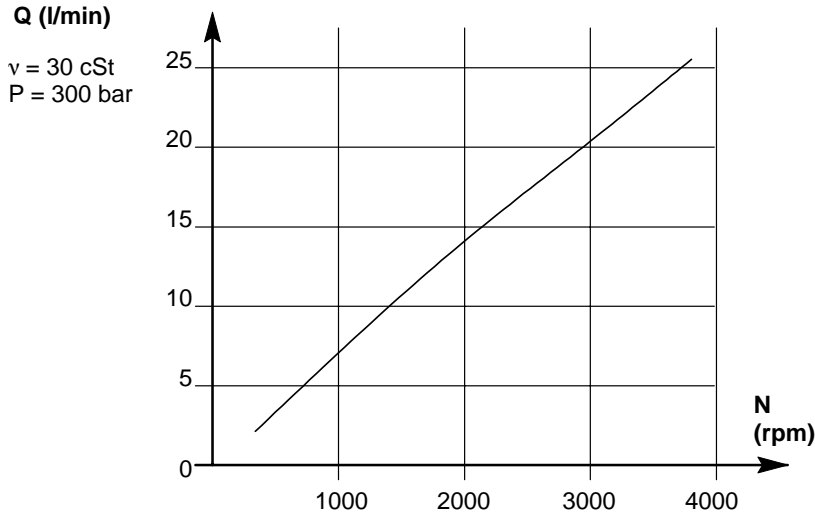
Dimensions are written in millimeters and (inches)

TECHNICAL CHARACTERISTICS

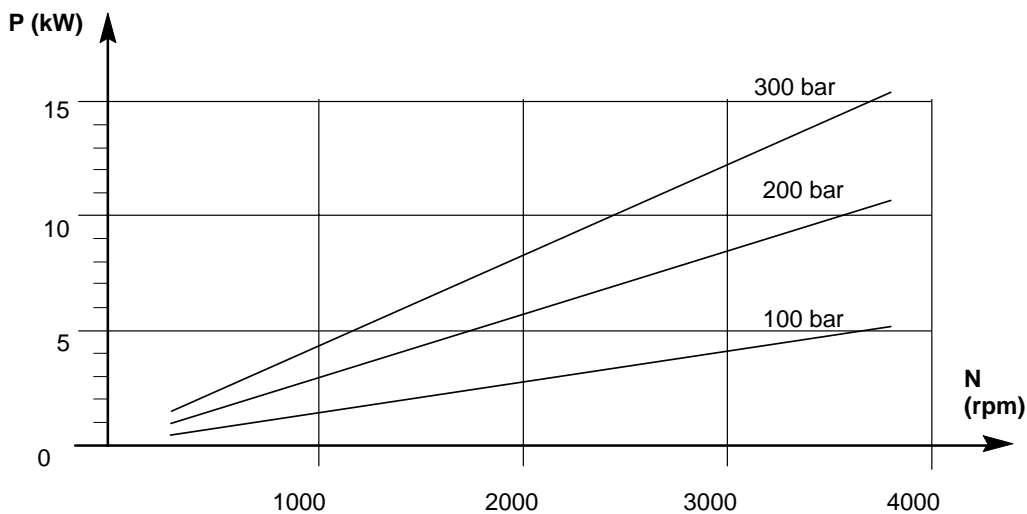
Displacement	:	7 cm ³ /rev (0.43 cu.in.)
Max. continuous pressure	:	200 bar (2900 PSI)
Max. peak pressure	:	250 bar (3620 PSI)
Self-priming speed	:	3500 rpm
Peak speed	:	3800 rpm
Max. temperature	:	100–120° C (212–248° F)
Inlet \varnothing	:	G 3/4"
Outlet \varnothing	:	G 3/8"
Weight	:	5.4 kg (11.9 lbs)

PERFORMANCES

FLOW CURVE



POWER CURVE



CONDITIONS OF USE

See also sheet headed "start-up".

FLUID : The viscosity of the fluid at the extreme temperatures must be between 15 cSt (2.3°E) and 1000 cSt (130°E). Optimum flow between 15 cSt (2.3°E) and 200 cSt (26°E).

If fluid viscosity is less than 15 cSt at extreme operating temperature please consult our Technical Department.

The standard version is equipped with AA (self-priming) valves and the P2 air bleed plug (necessary for vertical submerged position).

CODING :

Clockwise rotation, SH : B 07 052390